

This article was downloaded by:

On: 24 January 2011

Access details: *Access Details: Free Access*

Publisher *Taylor & Francis*

Informa Ltd Registered in England and Wales Registered Number: 1072954 Registered office: Mortimer House, 37-41 Mortimer Street, London W1T 3JH, UK



Journal of Macromolecular Science, Part A

Publication details, including instructions for authors and subscription information:

<http://www.informaworld.com/smpp/title~content=t713597274>

Formation, Characterization, and Stability of Novel Aluminocarbosilazane Macromolecules

I. M. Arafa^a; H. El-Ghanem^b

^a Department of Applied Chemical Sciences, Jordan University of Science and Technology, Irbid,

Jordan ^b Department of Applied Physics, Jordan University of Science and Technology, Irbid, Jordan

Online publication date: 22 July 2003

To cite this Article Arafa, I. M. and El-Ghanem, H.(2003) 'Formation, Characterization, and Stability of Novel Aluminocarbosilazane Macromolecules', *Journal of Macromolecular Science, Part A*, 40: 9, 977 – 990

To link to this Article: DOI: 10.1081/MA-120023531

URL: <http://dx.doi.org/10.1081/MA-120023531>

PLEASE SCROLL DOWN FOR ARTICLE

Full terms and conditions of use: <http://www.informaworld.com/terms-and-conditions-of-access.pdf>

This article may be used for research, teaching and private study purposes. Any substantial or systematic reproduction, re-distribution, re-selling, loan or sub-licensing, systematic supply or distribution in any form to anyone is expressly forbidden.

The publisher does not give any warranty express or implied or make any representation that the contents will be complete or accurate or up to date. The accuracy of any instructions, formulae and drug doses should be independently verified with primary sources. The publisher shall not be liable for any loss, actions, claims, proceedings, demand or costs or damages whatsoever or howsoever caused arising directly or indirectly in connection with or arising out of the use of this material.



JOURNAL OF MACROMOLECULAR SCIENCE®
Part A—Pure and Applied Chemistry
Vol. A40, No. 9, pp. 977–990, 2003

Formation, Characterization, and Stability of Novel Aluminocarbosilazane Macromolecules

I. M. Arafa^{1,*} and H. El-Ghanem²

¹Department of Applied Chemical Sciences and ²Department of Applied Physics,
Jordan University of Science and Technology, Irbid, Jordan

ABSTRACT

A novel class of polycarbosilazane · AlCl₃ macromolecules (AICSZ) with a Si/Al molar ratio of 1 : 1, 2 : 1, and 3 : 1 were prepared by a two-step reaction, formation of H₂NCH₂CH₂NH₂ · AlCl₃ adducts followed by condensation of H₂NCH₂CH₂NH₂ with (CH₃)₂SiCl₂ in an aprotic solvent containing triethylamine base. The resulting AICSZ materials were examined by elemental analysis, infrared spectroscopy (FT-IR), mass spectrometry (MS), and powder x-ray diffraction (XRD). The average polycarbosilazane chain–chain distances in the aluminum-free polycarbosilazane and these AICSZ macromolecules were estimated from the XRD data and found to be 5.94, 6.75, 6.88, and 7.19 Å, respectively. This demonstrates that AlCl₃ is incorporated between the polycarbosilazane chains and has caused chain–chain expansion. The thermal properties of these AICSZs were investigated by thermogravimetric analysis (TGA) and differential scanning calorimetry (DSC). They are air stable white solids but decompose in water forming the corresponding dimethylsiloxane, ethylenediamine, and aluminum oxide.

Key Words: Aluminocarbosilazane; Carbosilazane; Metallopolymer; Organosilicon polymer; Macromolecular adduct.

*Correspondence: I. M. Arafa, Department of Applied Chemical Sciences, Jordan University of Science and Technology, P.O. Box 3030, Irbid 22110, Jordan; Fax: 962-2-7095014; E-mail: isamaraf@just.edu.jo.

977

DOI: 10.1081/MA-120023531
Copyright © 2003 by Marcel Dekker, Inc.

1060-1325 (Print); 1520-5738 (Online)
www.dekker.com

MARCEL DEKKER, INC.
270 Madison Avenue, New York, New York 10016



Copyright © 2003 by Marcel Dekker, Inc. All rights reserved.



INTRODUCTION

There has been a growing interest in inorganic and organometallic polymers in which main group elements constitute the polymer backbone.^[1-12] These materials have been shown to exhibit interesting electronic, thermal and mechanical properties not found in classical organic polymers. A variety of inorganic polymers with E-N backbone have been reported, where E is Si, P, B and S.^[2,4-12] Silazane (Si-N), carbosilazane (C-Si-N, Si-N-C), phosphazane (P=N), carbophosphazane (C-P=N), borazane (B=N), sulfur nitride (S-N), oxathiazane (RS(O)=N-) and others were reported. Polysilazanes and polycarbosilazanes have received increasing attention as preceramic precursors for silicon nitride, oxynitride and carbide.^[9-17] On the other hand, there has been long standing interest in inorganic polymers containing B, Al, and Si in the polymer backbone.^[18-25] These materials are of great technological value. Although a variety of polyaluminoorganosiloxanes with Al-O-Si chains have been prepared and characterized, polyaluminoorganosilazane (AlSZ) and polyalumino-carbosilazane (AlCSZ) containing Al-N-Si backbones are rarely addressed in the literature.^[21-24]

Recently, we have directed our research towards the synthesis and pyrolysis of metal-containing organosilazanes and carbosilazanes. This class of materials is an important single-source polymeric precursor for the synthesis of homogeneous metal-containing composite materials. In this paper, we describe a convenient method for the preparation of air-stable polycarbosilazane · AlCl₃ (AlCSZ) macromolecules with Si/Al molar ratio of 1:1, 2:1, and 3:1. This interest is motivated by their potential use as precursors for obtaining aluminosilicon nitrides (AlSiN_x), aluminosilicon oxynitrides (SiAlO_xN_y, sialon) and aluminosilicon carbonitrides (AlSiCN_y).^[14,19,22,23] The two-step synthetic procedure involved the formation of H₂NCH₂CH₂NH₂ · AlCl₃ adducts followed by condensation of the resulting adduct with (CH₃)₂SiCl₂ in the presence of triethylamine base. The thermal and hydrolytic stability of these materials are addressed.

EXPERIMENTAL

All preparations were carried out under nitrogen. All chemicals and solvents were reagent grade and used as received without further purification [dichlorodimethylsilane (Acros, 99%), ethylenediamine (Janssen Chimica, 99%), anhydrous AlCl₃ (Merck), triethylamine (Scharlau)]. Infrared spectra (FT-IR) were recorded on a Nicolet Impact 410 system as KBr pellets. Mass spectrometric studies were performed on VGA 7070. Powder x-ray diffraction (XRD) was measured on Philips PW 1729 x-ray spectrometer using Cu, K_{α1} radiation ($\lambda = 1.5404 \text{ \AA}$) generated at 35 kV and 40 mA and 2θ angle ranging from 5° to 100° with 0.04-degree increments. Thermogravimetric analysis (TGA) and differential scanning calorimetry (DSC) were done on a Shimadzu TGA50 and DSC50, respectively. Elemental analysis (CHN) was done at MHW Laboratories, Phoenix, Arizona, and chloride was analyzed by titration with aqueous AgNO₃.



Synthesis of AICSZ Macromolecular Adducts

[(-SiMe₂NHCH₂CH₂NH-)-AlCl₃]_n (AICSZ1)

Anhydrous AlCl₃ powder (13.30 g, 0.10 mole) was suspended in magnetically stirred toluene (100 mL) under nitrogen atmosphere. To this suspension, H₂NCH₂CH₂NH₂ (6.00 g, 0.10 mole) was added and left to equilibrate for 10–15 min. The suspension became colloidal, indicating the formations of H₂NCH₂CH₂NH₂ · AlCl₃ adduct. To this colloidal suspension, Et₃N base (22.00 g, 0.20 mole) was added followed by (CH₃)₂SiCl₂ (13.60 g, 0.105 mole dissolved in 30 mL toluene). A vigorous reaction immediately started and the viscosity of the reaction mixture gradually increased. The reaction mixture was heated to reflux for 4–5 h, cooled to ambient temperature and left under nitrogen overnight. The solvent was removed under vacuum. The resulting white solid was suspended in stirring absolute methanol (excess) to dissolve the Et₃NHCl salt. The resulting insoluble white solid was filtered off, washed several times with methanol and vacuum dried at 50–60°C. Yield: 23.0 g (92%). Elemental analysis calcd. for [(-SiMe₂NHCH₂CH₂NH-)-AlCl₂OH]: C, 20.79%; H, 5.67%; N, 12.12%; Cl, 30.68%. Found: C, 20.29%; H, 7.12%; N, 12.73%; Cl, 31.06%. Color and state: white solid mp (decomposition): 320°C.

[2(-SiMe₂NHCH₂CH₂NH-)-AlCl₃]_n (AICSZ2)

This macromolecular adduct was prepared as described above using anhydrous AlCl₃ (6.65 g, 0.05 mole), H₂NCH₂CH₂NH₂ (6.00 g, 0.10 mole), Et₃N (22.00 g, 0.20 mol), and (CH₃)₂SiCl₂ (13.50 g, 0.105 mole). Yield: 16.5 g (87%); Elemental analysis, calcd. for [(-SiMe₂NHCH₂CH₂NH-)₂AlCl₃ · H₂O]: C, 25.24%; H, 6.83%; N, 14.59%; Cl, 27.70%. Found: C, 26.04%; H, 7.77%; N, 14.12%; Cl, 27.15%. Color and state: white solid mp (decomposition): 325°C.

[3(-SiMe₂NHCH₂CH₂NH-)-AlCl₃]_n (AICSZ3)

This macromolecular adduct was obtained as described above using anhydrous AlCl₃ (6.65 g, 0.05 mole), H₂NCH₂CH₂NH₂ (9.00 g, 0.15 mole), NEt₃ (33.00 g, 0.30 mole) and (CH₃)₂SiCl₂ (20.00 g, 0.155 mole). Yield: 20.0 g (81%). Elemental analysis calcd. for [(-SiMe₂NHCH₂CH₂NH-)₃AlCl₃]: C, 29.90%; H, 7.53%; N, 17.43%; Cl, 22.06%. Found: C, 27.91%; H, 7.17%; N, 17.31%; Cl, 21.76%. Color and state: white solid mp (decomposition): 330°C.

[-SiMe₂NHCH₂CH₂NH-]_n (PEDCSZ)

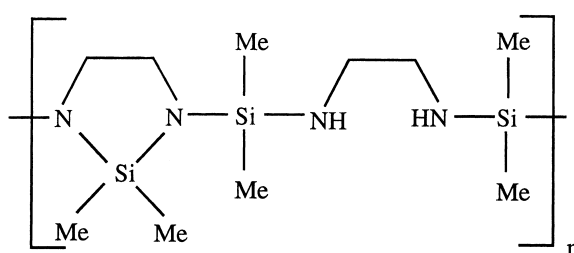
This oligomer was prepared and characterized as described by Mariam and coworkers.^[9,10] (CH₃)₂SiCl₂ (33.00 g, 0.255 mole) in 50 mL toluene was reacted with a mixture of H₂NCH₂CH₂NH₂ (15.00 g, 0.25 mole) and Et₃N (51.00 g, 0.50 mole) in 50 mL toluene under nitrogen. A white solid (Et₃NHCl salt) immediately formed. The reaction mixture was refluxed for 4–5 h. The resulting solid was filtered off. The solvent was removed under reduced pressure. The resulting viscous liquid was washed several times with ether and vacuum dried at room temperature for several hours. Yield: 17.50 g (64%). Color and state: creamy viscous solid.



RESULTS AND DISCUSSION

Synthesis and Structure

The condensation reaction of $\text{H}_2\text{NCH}_2\text{CH}_2\text{NH}_2$ with $(\text{CH}_3)_2\text{SiCl}_2$ in an aprotic solvent containing triethylamine under inert atmosphere to give poly-*N,N'*-bis(dimethylsilyl)ethylenediamine (PEDCSZ) was reported several years ago by Mariam and co-workers.^[9–12] They proposed that the backbone structure is composed of cyclic and linear

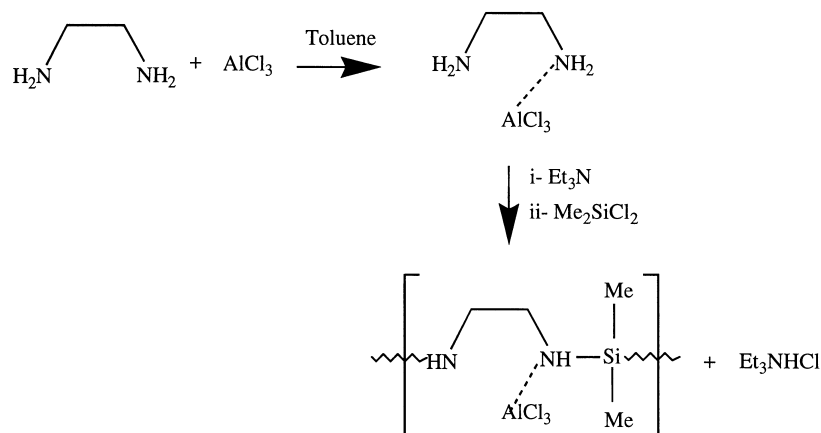


PEDCSZ

segments where the cyclic:linear ratio depends upon the reaction conditions.^[11] The preparation of the AlCSZ macromolecules involved two main steps, formation of $\text{H}_2\text{NCH}_2\text{CH}_2\text{NH}_2 \cdot \text{AlCl}_3$ adducts in various molar ratios (Lewis base/Lewis acid = 1 : 1, 2 : 1, and 3 : 1) followed by silylation of the $\text{H}_2\text{NCH}_2\text{CH}_2\text{NH}_2$ moiety in presence of a weak base (Et_3N) as shown in Sch. 1. Anhydrous AlCl_3 readily form adducts with strong nitrogen bases. Given the bidentate characteristics of $\text{H}_2\text{NCH}_2\text{CH}_2\text{NH}_2$ and the various Lewis acid/base molar ratios, it difficult to describe the structure of these adducts. Furthermore, significant numbers of amino groups are expected not to interact with AlCl_3 Lewis acid. The interaction between AlCl_3 and $\text{H}_2\text{NCH}_2\text{CH}_2\text{NH}_2$ results in an increase in NH acidity of the attached amino group.^[26] This is expected to facilitate the formation of Si—N bonds in the second step. During this step, AlCl_3 acts primarily as a template in the condensation reaction. However, in all cases the AlCl_3 is presumed to be uniformly distributed in the final AlCSZ products. The structure of the resulting macromolecules can be reasonably described as Lewis acid-base adducts where AlCl_3 is incorporated within PEDCSZ as shown in Sch. 1. Although these AlCSZs were prepared under nitrogen atmosphere in anhydrous conditions, the presence of moisture in the final products may have been introduced during the isolation step. They are air-stable white solids. The air-stability of these AlCSZs was checked over a period of three months using TGA and IR spectroscopy and found that negligible amounts of moisture was absorbed when stored in a closed container. This observation suggests that the AlCl_3 is entrapped within hydrophobic carbosilazane matrix. The stability of these materials is consistent with earlier reports on the stability of Si—N bond.^[15,28] However, they are unstable to hydrolysis in acidic, neutral, and basic aqueous media (see stability section). All these AlCSZ adducts were obtained in high yields. They are insoluble in common organic solvents.

It is important to emphasize that the variation of carbosilazane: AlCl_3 (Si/Al) molar ratios yields aluminum-containing carbosilazane materials with different compositions and microstructures. Consequently, varying the carbosilazane: AlCl_3 molar ratios imparts





Scheme 1. Schematic representation for the formation of aluminocarbosilazane macromolecules (AICSZ1).

different thermo-structural characteristics on these materials. In fact the carbosilazane chain-chain spacing and the thermal properties of these AICSZ materials were found to depend upon Si/Al molar ratios (XRD and thermal analysis sections). Moreover, variation of carbosilazane : AlCl_3 ratio permits one to control the hydrophobic/hydrophilic properties of the AICSZ network.

Infrared Spectroscopy

The infrared absorption spectra for the PEDCSZ and AICSZ macromolecules were recorded in the $4000\text{--}600\text{ cm}^{-1}$ region as KBr pellets. Characteristic absorption IR bands and their tentative assignment are listed in Table 1. In all cases, these materials display a band at 1260 cm^{-1} region due Si-CH₃, Fig. 1. This band is strong in the case of PEDCSZ whereas it is medium-weak in all the AICSZ macromolecules. The observed decrease in the intensity of Si-CH₃ band in the IR spectra of these AICSZs compared to that of PEDCSZ matrix at 1260 cm^{-1} region may be explained based on two considerations, the number of vectors (Si-CH₃) giving rise to these bands and the local symmetry at silicon. The low intensity of this band in the IR spectra of AICSZs suggests that the number of Si-CH₃ bonds in the carbosilazane backbone is less in AICSZs than in PEDCSZ matrix. This observation demonstrates that the degree of polymerization is higher in the aluminum-free PEDCSZ matrix than in aluminum-containing AICSZ macromolecules. This conclusion is supported by the appearance of bands at 3200 cm^{-1} region due to $\nu_{\text{N-H}}$. Furthermore, the interaction between AlCl_3 and the nitrogen of the carbosilazane segment as shown in Sch. 1 may distort the local symmetry at Si-CH₃ group and hence, cause reduction in the intensity of its IR bands.

Moreover, all these AICSZ materials exhibit a single strong band in 3200 cm^{-1} region assigned to N-H stretching mode of the (-SiMe₂NH-) group. The decrease in the intensity of asymmetric stretching frequency for the amino group of the $\text{H}_2\text{NCH}_2\text{CH}_2\text{NH}_2$ and the appearance of new bands at $1085\text{--}943\text{ cm}^{-1}$ regions due to $\nu_{\text{N-Si-N}}$ and $\nu_{\text{Si-N}}$



Table 1. FT-IR spectral data of PEDCSZ and AICSZ macromolecular adducts (cm^{-1}).^a

Macromolecules	$\nu_{\text{N-H}}$	$\nu_{\text{Si-N}}$ and $\nu_{\text{N-Si-N}}$	$\nu_{\text{Si-CH}_3}$
PEDCSZ	3140 (sh)	1083 (s) 1024 (vs) 945 (s)	1265 (s) 836 (s)
AICSZ1 ^b	3191 (s)	1088 (m) 1046 (vs) 1005 (s)	1180 (w) 870 (w)
AICSZ2 ^b	3195 (s)	1085 (s) 1034 (vs) 1007 (s)	1270 (m) 810 (m)
AICSZ3 ^b	3191 (s)	1085 (s) 1036 (vs) 1005 (s)	1264 (m) 820 (m)

Note: vs, very strong; s, strong; m, medium; w, weak; sh, shoulder.

^aRecorded as KBr pellets, important characteristic group frequencies are reported.

^bBroad feature appeared in $3440\text{--}3500\text{ cm}^{-1}$ region (not shown in Table 1) are assigned to water entrapped in the crystal lattice.

indicate that the silylation occurred at nitrogen, Sch. 1. These observations indicate that silylation has occurred but not to a large extent. The $\nu_{\text{N-H}}$ band of PEDCSZ appeared as a shoulder, which indicates the formation of extensive cyclic carbosilazane, segments as proposed by Mariam and coworkers.^[12] Furthermore, all the AICSZ adducts display a broad feature in 3500 cm^{-1} region. This suggests that their crystal lattices contain trace

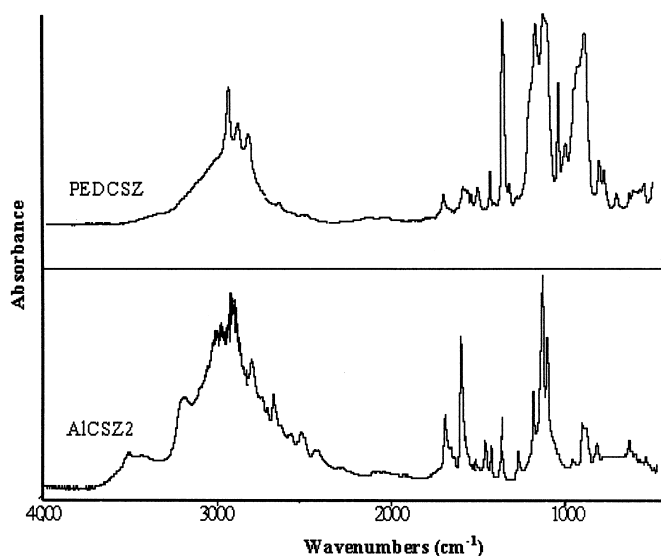


Figure 1. FT-IR Spectra of PEDCSZ and AICSZ2 macromolecules.



amounts of water. This conclusion is in agreement with the thermal data obtained (see thermal analysis section).

Mass Spectrometry

The PEDCSZ and all the AICSZ adducts were examined by mass spectrometry. All fragments with relative intensity $>3\%$ and their tentative assignments are given in Table 2. Fragments at 30 ($\text{CH}_2=\text{NH}_2$), 44 ($\text{CH}_3\text{CH}=\text{NH}_2$), 58 (Me_2Si), 86 ($\text{Me}_2\text{SiN}=\text{CH}_2$), and 101 ($\text{HSiMe}_2\text{N}=\text{CHCH}_3$) were observed in the mass spectra of PEDCSZ and all AICSZ materials. In all the cases, the base peak appeared at 86 mass units. Close examination of these MS data indicates that the fragmentation pattern of PEDCSZ is similar to those of AICSZs. This observation suggests that the fragmentation processes is similar in PEDCSZ and all AICSZs. This indicates that AlCl_3 has a small influence on the fragmentation of the PEDCSZ matrix. It is important to note that a number of fragments corresponding to high m/z values appeared at 149, 157, 172, 198, and 207 mass units, (Table 2). This clearly suggests that these materials are macromolecules.

Powder X-Ray Diffraction

The powder x-ray diffraction (XRD) was performed on PEDCSZ and all the AICSZ adducts, (Fig. 2). The XRD profile of PEDCSZ consists of a superposition of sharp peaks (crystalline reflections) on two broad diffraction features at $2\theta = 14.9^\circ$ and 28.5° and a small broad peak at 2θ range of 8° . This shows that PEDCSZ is predominantly amorphous in nature. The average chain-chain spacing was estimated from Braggs Law ($n\lambda = 2d\sin\theta$) using the θ value of the main broad peak ($2\theta = 14.9^\circ$) and found to be 5.94 \AA .^[27] The XRD patterns of the AICSZ macromolecules are composed of two sets, broad peaks for the PEDCSZ phase and a set of sharp peaks that can be indexed for polycrystalline phase of AlCl_3 . This demonstrates that AICSZ macromolecules are phase mixtures of PEDCSZ matrix and AlCl_3 . However, the small peak at $2\theta = 8^\circ$ did not appear in the XRD profiles of AICSZ macromolecules. Furthermore, the positions of the broad peaks are shifted to lower 2θ values. The first broad peak shifts from 14.9° in PEDCSZ to 12.3° , 12.9° , and 13.1° in AICSZ1, AICSZ2 and AICSZ3, respectively. This demonstrates that inter-chain distance has increased from 5.94 \AA in PEDCSZ to 7.19 \AA , 6.88 \AA , and 6.75 \AA in AICSZ1, AICSZ2, and AICSZ3 macromolecules, respectively. These increases in the inter-chain distances demonstrate that the AlCl_3 is incorporated between the PEDCSZ chains. Moreover, the expanded inter-chain distances gradually decrease as AlCl_3 content decrease. Furthermore, it is obvious that the amorphous phase is more pronounced in AICSZ3 compared with that in the other two AICSZs. This is consistent with the fact that AICSZ3 contains less AlCl_3 than in AICSZ2 and AICSZ1. Comparison between the XRD patterns of AICSZs shows that the XRD profiles of AICSZ2 and AICSZ3 are similar and that of AICSZ1 contains additional sharp diffraction peaks, (Fig. 2). This indicates that AICSZ2 and AICSZ3 have similar structures but different from that of AICSZ1. This difference in the XRD patterns is also supported by the thermal and elemental analysis data obtained on these materials.



Table 2. Mass spectral data of PEDCSZ and AICSZ macromolecular adducts; m/z (% relative intensities) and assignments.

Macromolecules	m/z (% relative intensities), assignments ^{a-c}
PEDCSZ	57 (85) Me ₂ Si-H; 73 (70) Me ₂ SiNH; 86 (100) Me ₂ SiN=CH ₂ ; 97 (22) MeSiN=CHCH=NH-H; 101 (20) Me ₂ SiN=CHCH ₃ +H; 111 (15) Me ₂ SiN=CHCH=NH-2H; 149 (22) H ₂ NCH ₂ CH ₂ NHMe ₂ SiNHCH ₃ +2H; 205 (5) D+2H-CH ₂ =NH
AICSZ1	58 (30) Me ₂ Si; 71 (17) Me ₂ SiN-H; 86 (100) SiMe ₂ N=CH ₂ ; 92 (50) M-HSiMe ₂ +Cl; 101 (17) Me ₂ SiN=CHCH ₃ +H; 157 (5) D-Me ₂ SiNH ₂ -H; 172 (3) D-Me ₂ Si-2H; 198 (3) Me ₂ SiN=CHCH=NSiMe ₂ N=CH ₂
AICSZ2	58 (95) Me ₂ Si; 72 (10) Me ₂ SiN; 86 (100) Me ₂ SiN=CH ₂ ; 101 (30) Me ₂ SiN=CHCH ₃ +H; 207 (7) D-Me ₂ Si-2H+Cl
AICSZ3	58 (45) Me ₂ Si; 72 (7) Me ₂ SiN; 86 (100) Me ₂ SiN=CH ₂ ; 101 (25) Me ₂ SiN=CHCH ₃ +H; 149 (5) H ₂ NCH ₂ CH ₂ NHMe ₂ SiNHCH ₃ +2H; 207 (3) D-Me ₂ Si-2H+Cl.

^aEI = 70 eV.

^bM = monomer, $m/z = 116$ (-Me₂SiNHCH₂CH₂NH-); D = Dimer, $m/z = 232$ (-Me₂SiNHCH₂CH₂NH-)₂.

^cAll macromolecules gave peaks at $m/z = 30$ [CH₂=NH₂]⁺ and 44 [CH₃CH=NH₂]⁺.

Thermal Analysis

The thermal behavior of PEDCSZ and AICSZ macromolecules was investigated by TGA and DSC techniques under nitrogen atmosphere in a temperature range of 25–500°C (heating rate: 20°C min⁻¹). The TGA data are summarized in Table 3. PEDCSZ exhibits a three-step degradation process at 254, 354, and 452 with a total weight loss of 100% at 500°C. It was observed that the TGA profile of PEDCSZ varies depending upon the reaction conditions where a single degradation step at 335°C was recorded in different preparations. This observation can be explained based on the ratio of cyclic to linear segments present in the backbone of the polycarbosilazane, which suggests that multi-step

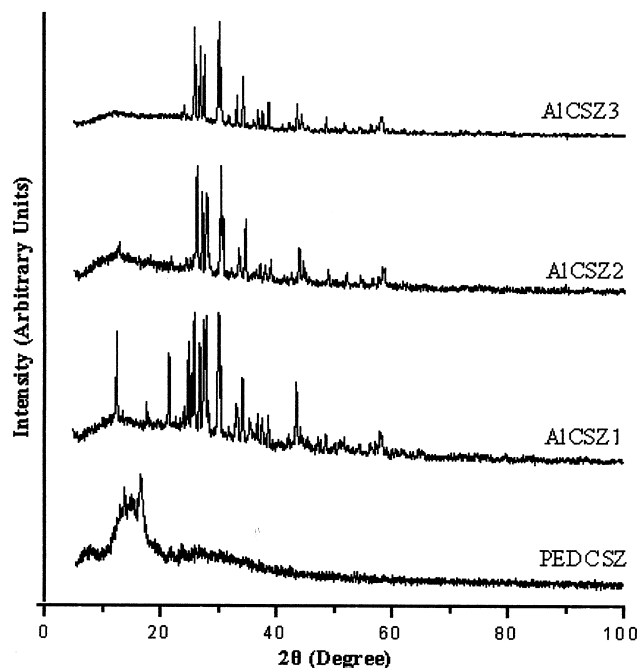


Figure 2. Powder x-ray diffraction patterns for PEDCSZ and AICSZ macromolecules.

degradation is observed when both cyclic and linear units are present.^[8,11,12] However, AICSZ materials decompose in a one- or two-step process at 185–210°C and 319–326°C range with a total weight loss of 75–87% at 500°C, (Fig. 3). The TGA curves indicate that the thermal degradation of AICSZ3 proceed in one step at about a 325°C region whereas, AICSZ1 and AICSZ2 proceed in two steps at 185–210°C and 319–326°C range. This observation suggests that, in AICSZ1 and AICSZ2, the presence of AlCl₃ has destabilized the thermal properties of carbosilazane matrix whereas, in AICSZ3 the presence of AlCl₃ has caused enhancement in the thermal stability of the matrix. Examination of the inorganic residue at 500°C showed that it was aluminum oxide/hydroxide. This suggests that the degradation processes in these AICSZs involved the elimination of the organo-silicon and chloride moieties (HCl). This observation is in agreement with recent reports on the formation of chlorinated organic products during the pyrolysis of mixtures of organic materials and metal chloride salts.^[29] The formation of aluminum oxide/hydroxide during the heating process can be reasonably attributed to the oxophilic nature of aluminum ion and the presence of trace amounts of moisture in the crystal lattice.

The DSC thermograms of the PEDCSZ and AICSZ materials are depicted in Fig. 4. Each heating curve consists of three or four endothermic processes at about 150, 250, 330, and 350°C regions. All thermograms exhibit exothermic peak(s) following the main endotherm. Close inspection of the TGA and DSC curves of these materials suggest that the broad endotherms in 137–155°C range do not correspond to degradation processes and therefore they are attributed to phase transitions whereas the endothermic peaks in the 200–400 regions correspond to multi-step degradation processes. The phase transition in



Table 3. Thermogravimetric analysis data obtained for PEDCSZ and AICSZ macromolecular adducts.^a

Macromolecule	Degradation temperature, °C (% mass loss) ^b	Mass of moisture ^b (%)	Mass of organosilicon ^c (%)	Mass of residue ^d (%)
PEDCSZ ^e	254 (68); 354 (11); 452 (21)	—	100	0.0
AICSZ1	210 (35.0); 319 (42.5)	7.5	77.5	15.0
AICSZ2	185 (12.0); 326 (63.0)	5.9	75.0	19.1
AICSZ3	325 (87.0)	<1.0	87.0	12.0

^aTGA was recorded in room temperature –500°C range (heating rate: 20°C min⁻¹).

^bTemperature was recorded as midpoint. Mass of moisture (%) represents mass loss below 150°C.

^cMass of organosilicon (%) is equal to the sum of masses lost between 150°C and 500°C.

^dMass of the residues (%) is reported at 500°C.

^eTGA profile varies depending upon the reaction conditions where in some preparations a single degradation step was observed at 335°C (100%).

the aluminum-free PEDCSZ occurred at 137°C, whereas in AICSZ3, AICSZ2, and AICSZ1 this phase change took place at 142, 152, and 155°C, respectively. This shows that the phase transition temperatures of these AICSZs gradually increase as a function of increasing percentage amounts of AlCl₃ in the AICSZ networks. Computation of the area under these endothermic peaks shows that the enthalpies corresponding to the phase

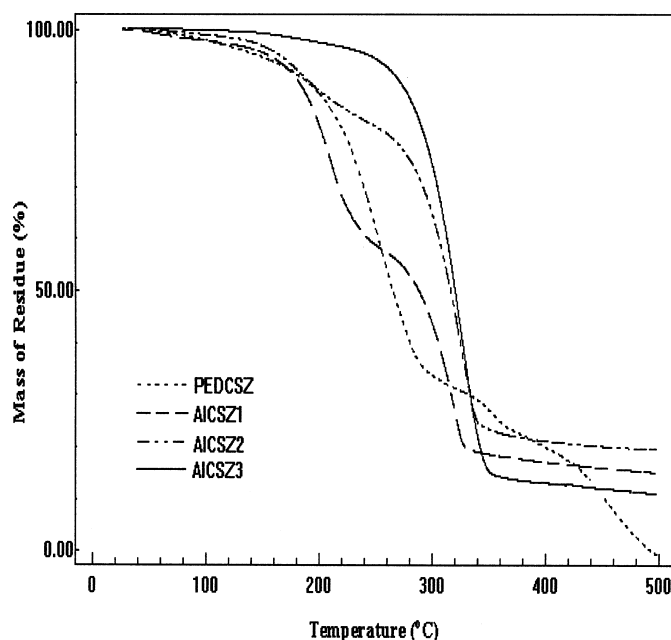


Figure 3. Thermogravimetric analysis curves for PEDCSZ and AICSZ macromolecules.



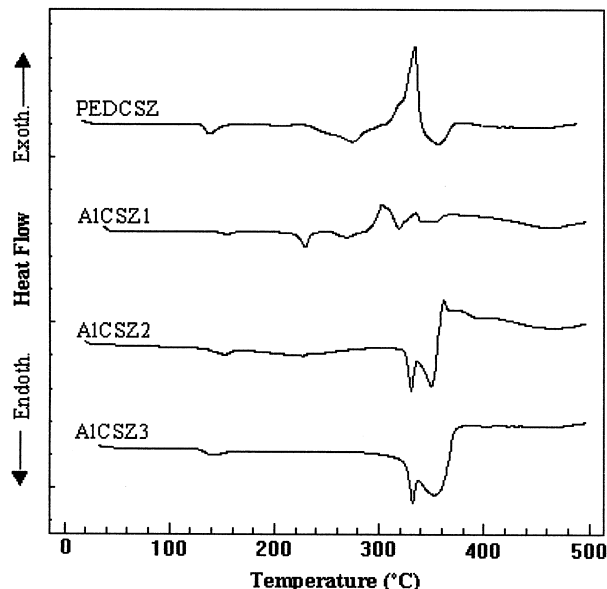
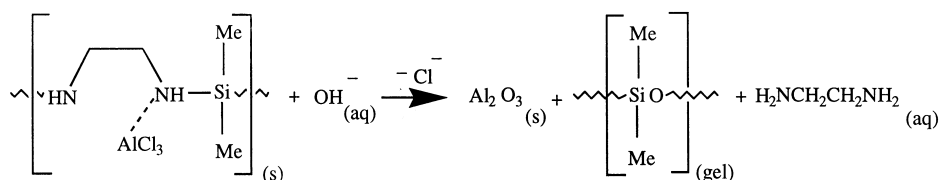


Figure 4. Differential scanning calorimetry thermograms for PEDCSZ and AICSZ macromolecules.

transitions in PEDCSZ, AICSZ3, AICSZ2, and AICSZ1 were 87, 41, 35, and 28 Jg⁻¹, respectively. Furthermore, the overall enthalpies associated with the degradation endotherms were estimated from the area under the corresponding peaks and found to be 517, 443, 375, and 238 Jg⁻¹ for PEDCSZ, AICSZ3, AICSZ2, and AICSZ1, respectively. Interestingly, the gradual decrease in the enthalpies associated with the phase transition and degradation is in agreement with the decreasing percentage amounts of carbosilazane in these materials.

Stability of AICSZ Macromolecules

All these AICSZ materials undergo hydrolysis when shaken with acidic, neutral, and basic aqueous solutions. It has been demonstrated that cleavage of Si–N bond involves electrophilic attack at the lone pair of the nitrogen and therefore, it is least stable in acidic media.^[28] In all cases, a white gel of dimethylsiloxane (–Me₂SiO–) appeared on the



Scheme 2. Schematic representation for the degradation of aluminocarbosilazane macromolecules (AICSZ1) in basic aqueous solution.





solution surface, Sch. 2. A white precipitate of $\text{Al}_2\text{O}_3/\text{Al}(\text{OH})_3$ was observed when hydrolysis was performed under neutral and basic conditions. However, a soluble salt formed when the media was acidic. The presence of $\text{H}_2\text{NCH}_2\text{CH}_2\text{NH}_2$ in the solution was confirmed by complexation with $\text{Cu}^{2+}_{\text{aq}}$ ion.

CONCLUSION

A series of aluminum chloride-containing polycarbosilazane macromolecules has been prepared and characterized. Due to their insolubility in organic solvents, the structural details of these AlCSZ materials were not established. However, two important structural features are apparent. First, AlCl_3 is bound to PEDCSZ chains. Second, the presence of AlCl_3 in different molar ratios allows a variety of PEDCSZ chain-chain interactions and therefore, imparts different thermo-structural characteristics on the AlCSZ frameworks. More importantly is the structural versatility of this system that allows the preparation of polyelectrolyte complexes by metathesis of the chloride in the AlCSZ macromolecules with polyanions such as polyacrylate to obtain aluminocarbosilazane-polyacrylate materials. Currently, we have employed this method to prepare polysilazane- BCl_3 , polycarbosilazane- BCl_3 and polyaluminosilazanes (AlSZs) adducts. This class of boron/aluminum-containing macromolecules is an important single-source polymeric precursor for the synthesis of homogeneous ternary (B-Si-N, Al-Si-N) and quaternary (B-Si-N-O, B-Si-C-N) composite materials.

ACKNOWLEDGMENTS

This work was gratefully supported by Jordan University of Science and Technology, Irbid, Jordan.

REFERENCES

1. Newkome, G.R.; Enfei, He; Moorefield, C.N. Supermolecules with novel properties: metallodendrimers. *Chem. Rev.* **1999**, *99*, 1689–1746.
2. Nguyen, P.; Gomez-Elipse, P.; Manners, I. Organometallic polymers with transition metals in the main chain. *Chem. Rev.* **1999**, *99*, 1515–1548.
3. Mark, J.E.; Allcock, H.R.; West, R. *Inorganic Polymers*; Prentice Hall: New York, 1992.
4. Manners, I. Polymers and periodic table: recent developments in inorganic polymer science. *Angew. Chem. Int. Ed. Engl.* **1996**, *35*, 1602–1621.
5. Bouquey, M.; Brochon, C.; Bruzand, S.; Mingotaud, A.-F.; Schappacher, M.; Soum, A. Ring opening polymerization of nitrogen-containing cyclic organosilicon monomers. *J. Organomet. Chem.* **1996**, *521*, 21–27.
6. Hu, J.; Son D.Y. Carbosilazane dendrimers-synthesis and preliminary characterization studies. *Macromolecules* **1998**, *31*, 8644–8646.
7. Zeigler, J.M.; Fearon F.W.G. *Silicon-Based Polymer Science*; Advances in Chemistry Series 224; American Chemical Society: Washington, D.C., 1990, 224.





8. Blum, Y.D.; Laine, R.M. Manufacture of monomers and polymers having silicon-nitrogen groups. *Organometallics* **1986**, *5*, 2081–2088.
9. Mariam, Y.H.; Pemawansa, K.P.W.; Abrahams, P. Potential use of silyl amine polymers as ceramic precursor. *Polym. Mat. Sci. Eng.* **1987**, *56*, 73–79.
10. Feng, K.; Mariam, Y.H. Precursors to Si–C–N–O ceramics: a reinvestigation of the polymethylvinylsilylethylenediamine systems. *Polym. Mat. Sci. Eng.* **1990**, *63*, 897–902.
11. Feng, K.; Mariam, Y.H. Controlled synthesis and spectroscopic characterization of multifunctional hybrid silazane/silylamine preceramic technical oligomers. *Macromolecules* **1991**, *24*, 4729–4732.
12. Birot, M.; Pillot, J.; Dunogenes, J. Comprehensive chemistry of polycarbosilane, polysilazane, and polycarbosilazane as precursors of preceramics. *Chem. Rev.* **1995**, *95*, 1443–1477.
13. Ma, K.; Scheibitz, S.; Scholz, S.; Wagner, M. Applications of boron-nitrogen and boron-phosphorous adducts in organometallic chemistry. *J. Organomet. Chem.* **2002**, *652*, 11–19.
14. Reiche, C.; Kleim, S.; Klingebel, U.; Noltemeyer, M.; Voit, C.; Herbst-Irmer, R.; Schmatz, S. Aminosilanolates as precursor of four and eight-membered (SiNSiO)-rings. *J. Organomet. Chem.* **2003**, *667*, 24–34.
15. Wynne, K.J.; Rice, R.W. Ceramics via polymer pyrolysis. *Ann. Rev. Mater. Sci.* **1984**, *14*, 297–334.
16. Schmidt, W.R.; Sukumar, V.; Hurley, W.J.; Garcia, R.; Doremus, R.H.; Interrante, L.V. Silicon nitride derived from an organometallic polymeric precursor: preparation and characterization. *J. Am. Ceram. Soc.* **1990**, *73* (8), 2412–2418.
17. Peuckert, M.; Vaahs, T.; Bruck, M. Ceramics from organometallic polymers. *Adv. Mater.* **1990**, *12*, 398–404.
18. Pittman, C.U., Jr.; Carraher, C.E., Jr.; Sheats, J.E.; Timken, M.D.; Zeldin, M. Inorganic and metal-containing polymers: an overview. In *Inorganic and Metal-Containing Polymeric Materials*; Sheats, J.E., Carraher, C.E., Pittman, C.U., Zeldin, M., Currell, B., Eds. Plenum Press: New York, 1990; 1–28.
19. Murugavel, R.; Voigt, A.; Walawalkar, M.G.; Roesky, H.W. Hetero- and metalla-siloxanes derived from silanediols, disilanols, silanetriols, and trisilanols. *Chem. Rev.* **1996**, *96*, 2205–2236.
20. Harrison, P.G. Silicate cages: precursor to new materials. *J. Organomet. Chem.* **1997**, *542*, 141–183.
21. Weinmann, M.; Haug, R.; Bill, J.; Aldinger, F.; Schuhmacher, J.; Müller, K. Boron-containing polysilylcarbodi-imides: a new class of molecular precursors for Si–B–C–N ceramics. *J. Organomet. Chem.* **1997**, *541*, 345–353.
22. Mazzoni, A.D.; Aglietti, E.F. Mechanism of carbonitriding reaction of SiO₂–Al₂O₃ minerals in Si–Al–O–N systems. *Appl. Clay Sci.* **1998**, *12*, 447–461.
23. Mukerji, J. Nitride ceramics. In *Chemistry for Advanced Materials: A Chemistry for the 21st Century Monograph*; Rao, C.N.R., Ed.; IUPAC, Blackwell: New York, 1993; 169–196.
24. Mingotaud, A.; Herogues, V.; Soum, A. Synthesis of difunctional borosiloxane and their behavior in metathesis reactions. *J. Organomet. Chem.* **1998**, *560*, 109–115.
25. Bernard, S.; Cornu, D.; Miele, P.; Vincent, H.; Bouix, J. Pyrolysis of poly [2,4,6-tri(methylamino)borazine] and conversion into BN fibers. *J. Organomet. Chem.* **2002**, *657*, 91–97.





26. Elschenbroich, Ch.; Salzer, A. Organometallics of boron group (Group B). In *Organometallics, A Concise Introduction*, 2nd Ed.; VCH: New York, 1992; 75–86.
27. Reidinger, F.; Murthy, N.S.; Correale, S.T. X-Ray analysis. In *A Guide to Materials Characterization and Chemical Analysis*; Sabilia, J.P., Ed.; VCH: New York, 1988; 115–135.
28. Armitage, D.A. Silicon-nitrogen bonds. In *The Silicon-Hetroatom Bond*; Patai, S., Rappoport, Z., Eds.; John Wiley & Sons: New York, 1991; 365–445.
29. Coneasa, J.A.; Fullana, A.; Font, R. Reactivity of carbonaceous materials modified by copper chloride addition: a thermogravimetric study. *J. Anal. Appl. Pyrol.* **2001**, *58*, 553–568.

Received August 2002

Revised March 2003

